

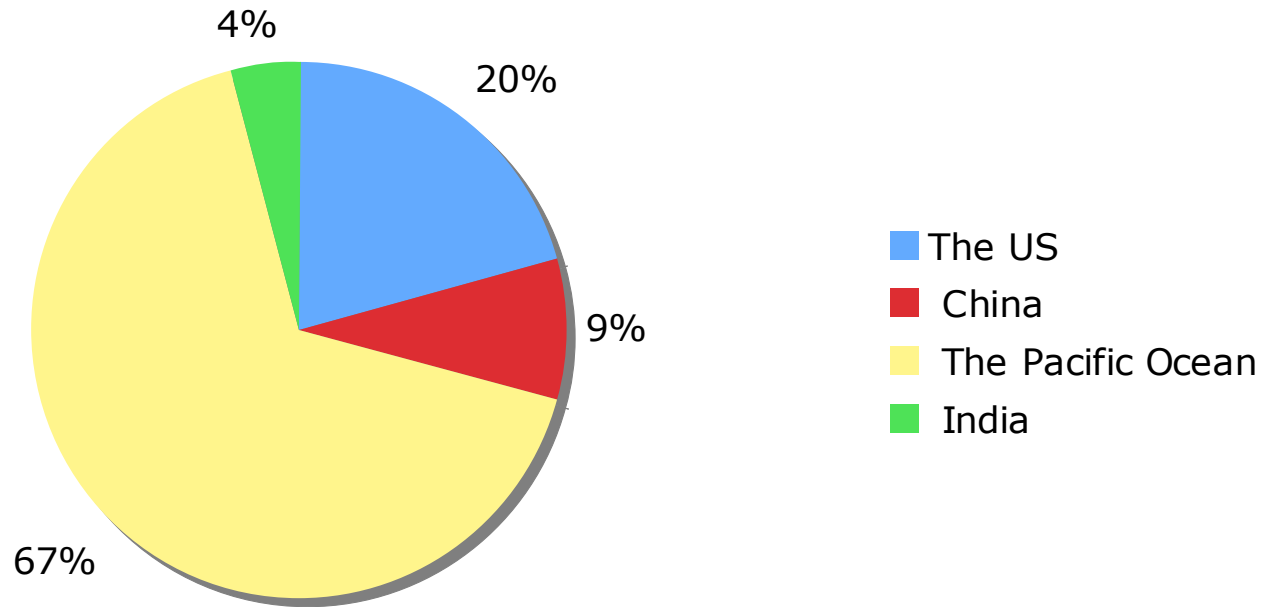
The Pacific Garbage Patch Survey

Group 2

The Pacific Garbage Patch Survey

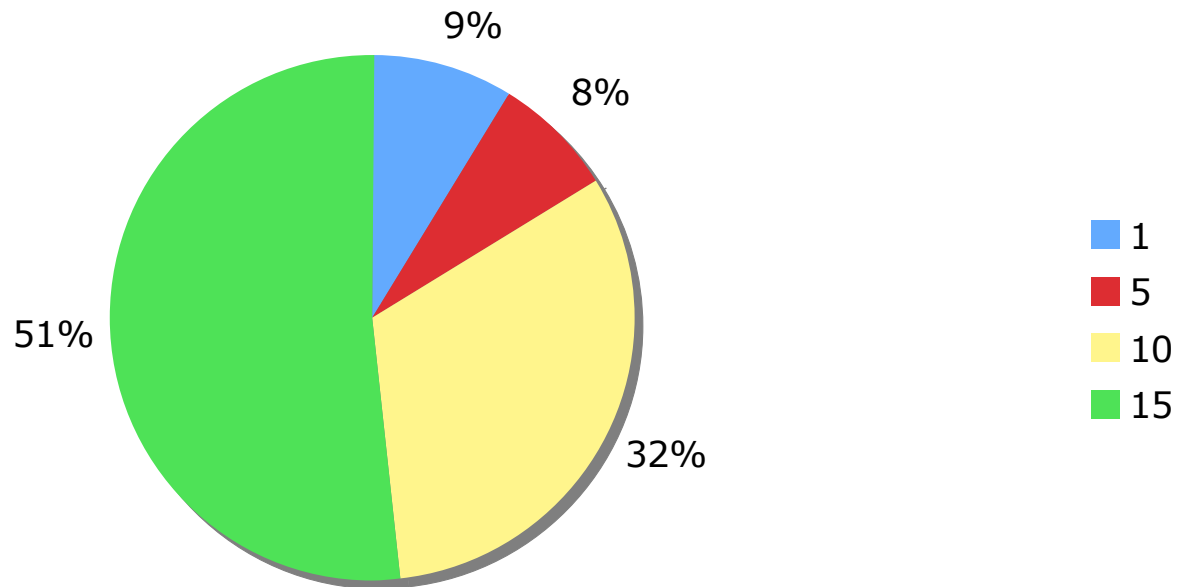
- This survey was created on [surveymonkey.com](https://www.surveymonkey.com).
- Respondents were recruited via various forms of social networking including Facebook, blogs, and face-to-face surveys.
- 91 respondents participated.
- The following graphs show respondent answers in percent. Response choices are listed in the legends to the right of the charts.

Question 1: Where is the biggest trash repository in the world?



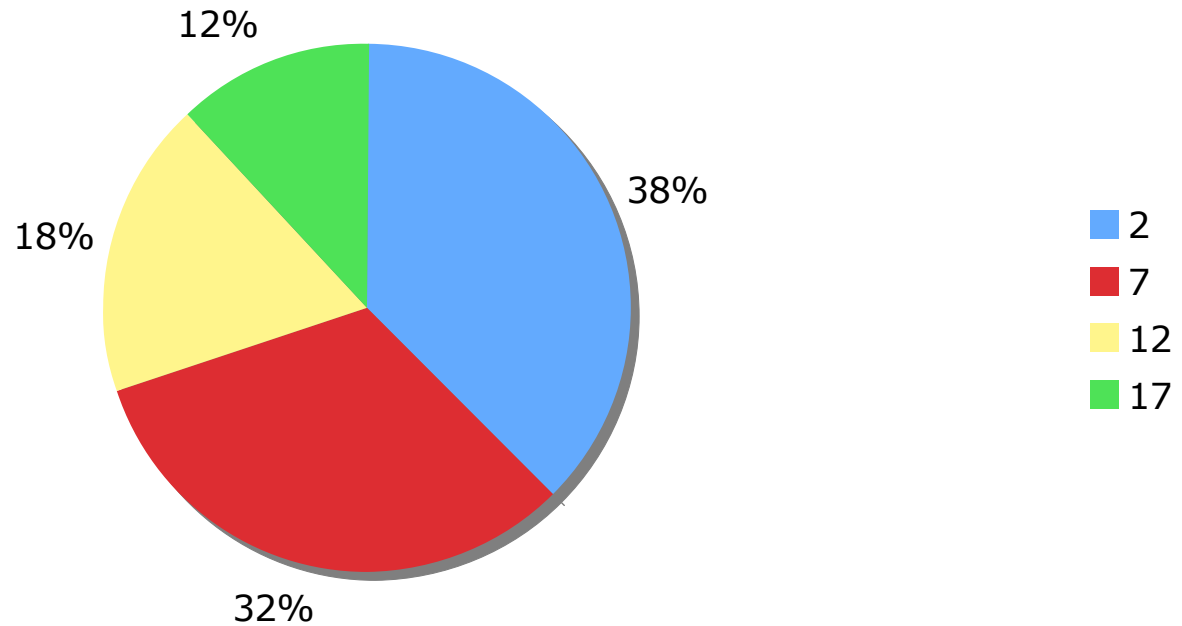
Correct answer: The Pacific Ocean is the biggest “landfill” on the planet. [1]

Question 2: What percent of the plastic produced each year ends up in the ocean?



Correct answer: 10% of the plastic produced annually ends up in the ocean. [1]

Question 3: What percent of the plastic produced each year in the US is recycled?



Correct answer: 7% of the plastic produced in the US annually is eventually recycled. [2]

Analysis

- The majority of respondents answered the first question correctly.
- The most popular answers for the second two questions were the least environmentally friendly. That is, participants chose the highest percent of plastic destined for the ocean and lowest percent of plastic that was recycled.
- This pessimistic outlook could be due to bias; if participants were aware the survey was for an environmental health class, they might tend to anticipate the worst.

References

1. How Stuff Works. (n.d.) The Great Pacific Garbage Patch. Retrieved on Oct. 20, 2010 from <http://science.howstuffworks.com/environmental/earth/oceanography/great-pacific-garbage-patch.htm>
2. EPA. (2010). Plastics. Retrieved on Oct. 20, 2010 from <http://www.epa.gov/osw/consERVE/materials/plastics.htm>